

## Passive Distributor AUX

### Connections for 1/2 x AUX profile cables

- to M12 power cable socket, T-coded
- to M12 power cable plug, T-coded
- to M16 power cable plug, straight, 3 poles
- to M12 cable sockets, straight, 4 poles
- to M12 cable socket, straight, 5 poles
- to connecting wires 0,34 mm<sup>2</sup>
- as profile cable branch



(figure similar)

optionally with self-resetting fuses or slow-blow fuses



Figure	Type	Flat design, montage in cable duct possible <sup>(1)</sup>	Internal fuse <sup>(2)</sup>	Profile cable connection	Connection <sup>(3)</sup>	Round cable <sup>(4)</sup>	Special function	Protection category	Article no.
	IP67, 19 mm deep	yes, 19 mm deep	8 A slow-blow fuse	1 x AUX	1 x M12 power cable socket, straight, T-coded, 4 poles	1 m	–	IP67	BW3513
	IP67, 19 mm deep	yes, 19 mm deep	1 A, self-resetting	2 x AUX	1 x M12 cable socket, straight, 5 poles	1,0 m	–	IP67	BW3766
	IP67, 19 mm deep	yes, 19 mm deep	1 A, self-resetting	2 x AUX	1 x round cable / connecting wires 0,34 mm <sup>2</sup>	3,0 m	–	IP67	BW3381
	IP67, 25 mm deep	yes, 25 mm deep	4 A slow-blow fuse	2 x AUX (galvanically separated)	2 x M8 cable socket, straight, 4 poles	1,5 m	power supply of Beckhoff Ethercat I/O Boxes (EPxxxx)	IP67	BW3763
	IP67, 25 mm deep	yes, 25 mm deep	no	2 x AUX	1 x M16 power cable plug, straight, 3 poles	0,8 m	–	IP67	BW3738
	IP67, 25 mm deep	yes, 25 mm deep	no	2 x AUX	1 x M12 power cable plug, straight, T-coded, 4 poles	1 m	–	IP67	BW3568

**(1) Flat design, installation in cable duct possible**

Modules with a flat housing design and with cables which exit the sides make these ideal for installation in cable ducts, cable channels, cable troughs, cable rails or cable trays. Please note the respective housing depth for your particular installation.

**(2) Internal fuse**

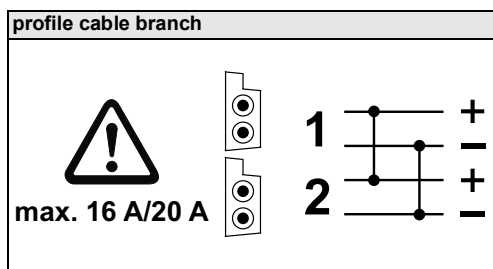
**1 A, self-resetting:** The internal protection is realized via self-resetting 1 A fuses for AUX. At each connection ≤1 A are available.






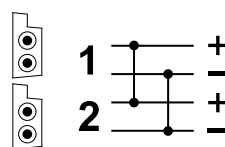
**4 A slow-blow fuse:** The internal protection is realized via 4 A slow-blow fuses for AUX U<sub>S</sub> and AUX U<sub>P</sub>. At each connection ≤4 A are available.



**8 A slow-blow fuse:** The internal protection is realized via 8 A slow-blow fuses for AUX. At each connection ≤8 A are available.

# Passive Distributor AUX, IP67

(3) **Connection:** further connection options are available on request.



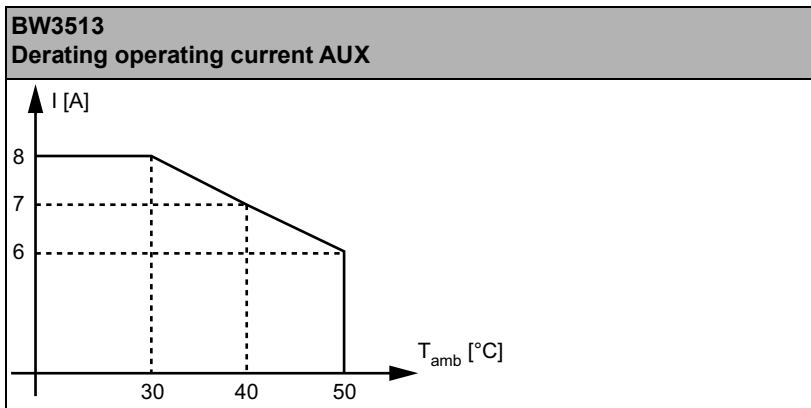
M12 cable socket, angled	M12 cable socket, straight	M8 cable socket, straight	round cable / connecting wires	profile cable branch
PUR line: oil resistant				
				 max 8 A 



(4) **Cable:** other cable lengths are available on request.

<b>Article No.</b>		<b>BW3513</b>
<b>Connection</b>		
Profile cable connection	1x AUX profile cable and piercing technology	
Connection	M12 power cable socket, straight, T-coded, 4 poles	
Round cable	1 m max. allowed tensile strain 10 N	
Operating voltage	10 ... 32 V <sub>DC</sub> PELV	
Operating current	up to +30 °C	≤8 A per M12 connection <sup>(1)</sup>
	at +40 °C	≤7 A per M12 connection <sup>(1)</sup>
	at +50 °C	≤6 A per M12 connection <sup>(1)</sup>
Internal fuse	1 x 8 A slow-blow fuse for AUX	
<b>Display</b>		
LED AUX1 (green)	on: AUX voltage at M12 connection 1 O.K.	
LED AUX (green)	on: AUX voltage at profile cable O.K.	
<b>Environment</b>		
Applied standards	EN 60529 EN 61000-6-2 EN 61000-6-3	
Operating altitude	max. 2000 m	
Ambient temperature	-30 °C ... +50 °C <sup>(1) (2)</sup>	
Storage temperature	-25 °C ... +85 °C	
Housing	plastic, for screw mounting, suitable for cable ducts (depth ≥19 mm)	
Pollution Degree	2	
Protection category	IP67	
Maximum tolerable shock and vibration stress	≤15g, T≤11 ms 10 ... 55 Hz, 0,5 mm amplitude	
Insulation voltage	≥500 V	
Weight	75 g	
Dimensions (W / H / D) in mm	60 / 45 / 19	

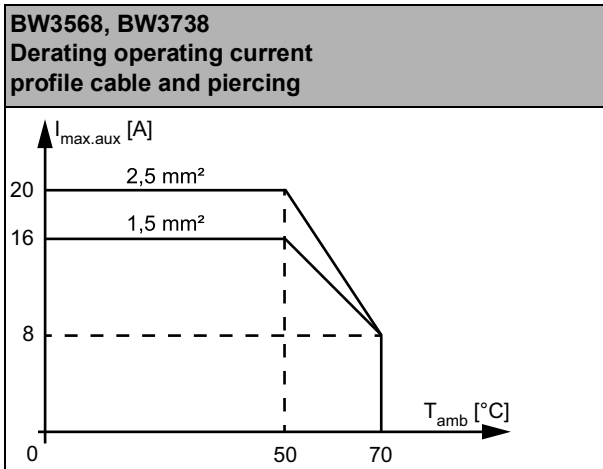
<sup>(1)</sup>



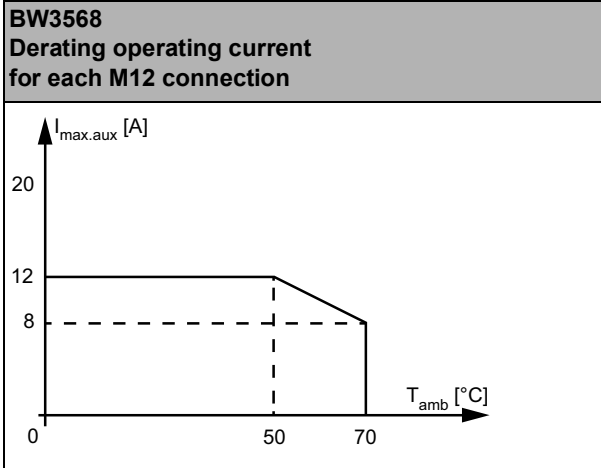
<sup>(2)</sup> Down to -25 °C with flexibly mounted cable, -30 °C only with fixed mounted cable.

Article No.		BW3568	BW3738
<b>Connection</b>			
Profile cable connection		2 x AUX profile cable and piercing technology (internally bridged)	2 x AUX profile cable and piercing technology
Connection		1 x M12 power cable plug, straight, T coded, 4 poles	1 x M16 power cable plug, straight, 3 poles
Round cable		1 m	0,8 m
max. allowed tensile strain 10 N			
Operating voltage		10 ... 32 V <sub>DC</sub> PELV	
Operating current	up to +50 °C	profile cable and piercing: ≤16 A with 1,5 mm <sup>2</sup> wire section <sup>(1)</sup> ≤20 A with 2,5 mm <sup>2</sup> wire section <sup>(1)</sup>	
		≤12 A <sup>(2)</sup> for each M12 connection	≤16 A with 1,5 mm <sup>2</sup> wire section of the profile cable <sup>(4)</sup> ≤20 A with 2,5 mm <sup>2</sup> wire section of the profile cable <sup>(4)</sup> for each M16 connection
	at +70 °C	profile cable and piercing: ≤8 A <sup>(1)</sup>	
		≤8 A <sup>(2)</sup> for each M12 connection	≤8 A <sup>(4)</sup> for each M16 connection
Internal fuse		-	
<b>Environment</b>			
Applied standards		EN 60529 EN 61000-6-2 EN 61000-6-3	
Operating altitude		max. 2000 m	
Ambient temperature		-30 °C ... +70 °C <sup>(1)</sup> <sup>(3)</sup>	
Storage temperature		-25 °C ... +85 °C	
Housing		plastic, for screw mounting, suitable for cable ducts (depth ≥25 mm)	
Pollution Degree		2	
Protection category		IP67	
Maximum tolerable shock and vibration stress		≤15g, T≤11 ms 10 ... 55 Hz, 0,5 mm Amplitude	
Insulation voltage		≥500 V	
Weight		75 g	
Dimensions (W / H / D) in mm		60 / 45 / 25	

(1)

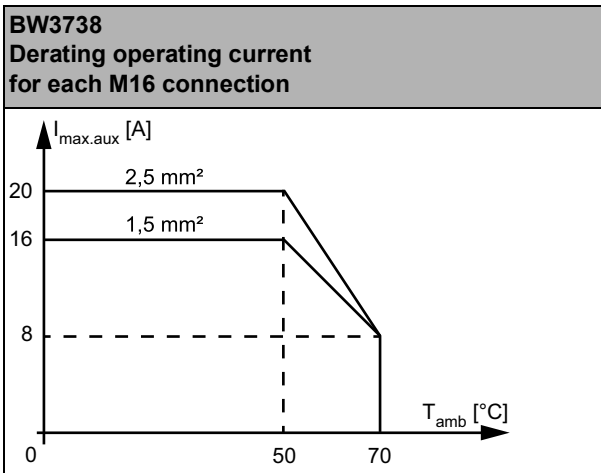


(2)



(3) Down to -25 °C with flexibly mounted cable, -30 °C only with fixed mounted cable.

(4)



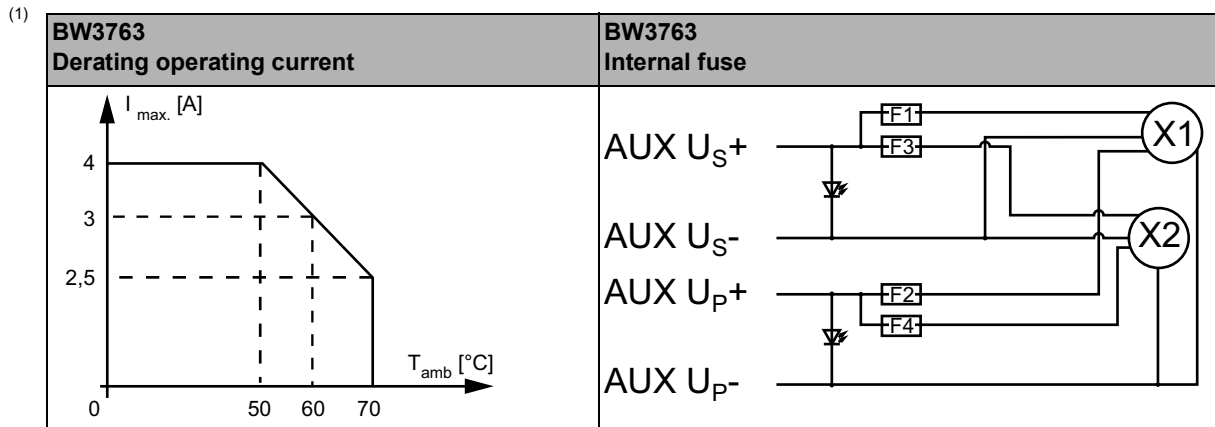
Article No.	BW3381	BW3766
<b>Connection</b>		
Profile cable connection	2 x AUX profile cable and piercing technology (internally bridged)	
Connection	1 x round cable / connecting wires 0,34 mm²	1 x M12 cable socket, straight, 5 poles
Round cable	3 m	1 m
	max. allowed tensile strain 10 N	
Operating voltage	10 ... 32 V <sub>DC</sub> PELV	
Operating current	profile cable and piercing technology: ≤8 A	
	≤1 A for each round cable / connecting wires	≤1 A for each M12 connection
Internal fuse	1 x 1 A self-resetting fuse for AUX for each round cable / connecting wires	1 x 1 A self-resetting fuse for AUX for each M12 connection
<b>Display</b>		
LED AUX1 (green)	on: AUX voltage at connection 1 O.K.	
LED AUX (green)	on: AUX voltage at profile cable O.K.	

Article No.	BW3381	BW3766
<b>Environment</b>		
Applied standards	EN 60529 EN 61000-6-2 EN 61000-6-3	
Operating altitude	max. 2000 m	
Ambient temperature	-30 °C ... +55 °C <sup>(1)</sup>	
Storage temperature	-25 °C ... +85 °C	
Housing	plastic, for screw mounting, suitable for cable ducts (depth ≥19 mm)	
Pollution Degree	2	
Protection category	IP67 <sup>(2)</sup>	
Maximum tolerable shock and vibration stress	≤15g, T≤11 ms 10 ... 55 Hz, 0,5 mm amplitude	
Insulation voltage	≥500 V	
Weight	75 g	
Dimensions (W / H / D) in mm	60 / 45 / 19	

(1) Down to -25 °C with flexibly mounted cable, -30 °C only with fixed mounted cable.

(2) Protection category IP67 can only be achieved, if also the cable connector fulfills IP67.

Article No.	BW3763	
<b>Connection</b>		
Profile cable connection	2 x AUX (galvanically separated) profile cable and piercing technology	
Connection	2 x M8 cable sockets, straight, 4 poles	
Round cable	1,5 m max. allowed tensile strain 10 N	
Operating voltage	10 ... 32 V <sub>DC</sub> PELV	
Operating current	up to +50 °C	4 A per fuse <sup>(1)</sup>
	at +60 °C	3 A per fuse <sup>(1)</sup>
	at +70 °C	2,5 A per fuse <sup>(1)</sup>
Internal fuse	2 x 4 A slow-blow fuse for AUX U <sub>S</sub> and AUX U <sub>P</sub> for each M8 connection	
<b>Display</b>		
LED AUX U <sub>S</sub> (green)	on: AUX voltage at profile cable U <sub>S</sub> O.K.	
LED AUX U <sub>P</sub> (green)	on: AUX voltage at profile cable U <sub>P</sub> O.K.	
<b>Environment</b>		
Applied standards	EN 60529 EN 61000-6-2 EN 61000-6-3	
Operating altitude	max. 2000 m	
Ambient temperature	-30 °C ... +70 °C <sup>(1) (2)</sup>	
Storage temperature	-25 °C ... +85 °C	
Housing	plastic, for screw mounting, suitable for cable ducts (depth ≥25 mm)	
Pollution Degree	2	
Protection category	IP67	
Maximum tolerable shock and vibration stress	≤15g, T≤11 ms 10 ... 55 Hz, 0,5 mm amplitude	
Insulation voltage	≥500 V	
Weight	75 g	
Dimensions (W / H / D) in mm	60 / 45 / 25	



(2) Down to -25 °C with flexibly mounted cable, -30 °C only with fixed mounted cable.

### Connections: M8 cable socket, straight

Article No.	M8 connection	Pin1 (BN)	Pin2 (WH)	Pin3 (BU)	Pin4 (BK)	
BW3763	X1	AUX $U_{S+}$	AUX $U_{P+}$	AUX $U_{S-}$	AUX $U_{P-}$	
	X2	AUX $U_{S+}$	AUX $U_{P+}$	AUX $U_{S-}$	AUX $U_{P-}$	

### Connections: M12 power cable socket, T-coded

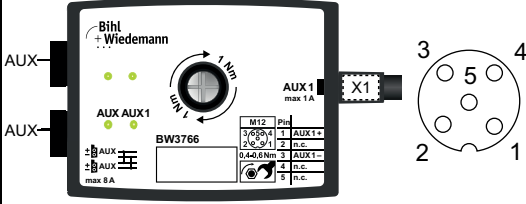
Article No.	M12 connection	Pin1 (BN)	Pin2 (WH)	Pin3 (BU)	Pin4 (BK)	
BW3513	X1	AUX+	AUX-	AUX+	AUX-	

### Connections: M12 power cable plug, T-coded

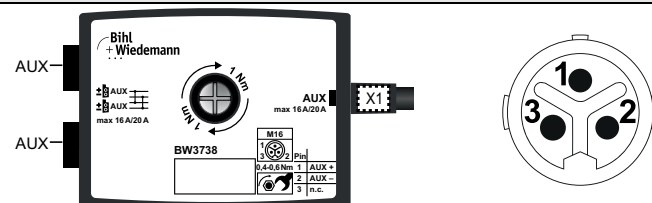
Article No.	M12 connection	Pin1 (BN)	Pin2 (WH)	Pin3 (BU)	Pin4 (BK)	
BW3568	X1 (1)	AUX+	AUX-	AUX+	AUX-	

(1) To use the maximum current  $I_{max}$  all 4 pins must be contacted.

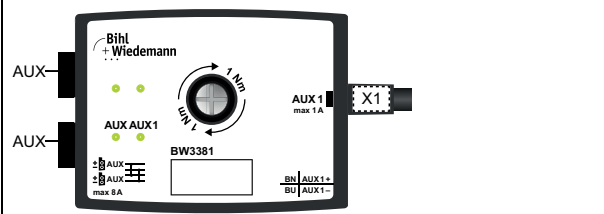
Connections: M12 cable socket, straight/angled						
Article No.	M12 connection	Pin1 (BN)	Pin2 (WH)	Pin3 (BU)	Pin4 (BK)	Pin5 (-)
BW3766	X1	AUX+	n.c.	AUX-	n.c.	n.c.



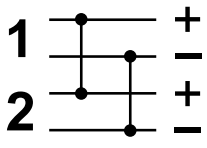
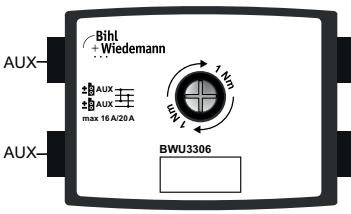


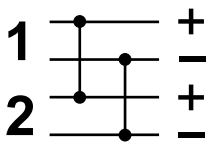


Connections: M16 power cable plug, straight				
Article No.	M16 connection	Pin1	Pin2	Pin3
BW3738	X1	AUX+	AUX-	n.c.



Connections: round cable/connection wires 0,34 mm <sup>2</sup>					
Article No.	connection	BN	WH	BU	BK
BW3381	X1	AUX+	-	AUX-	-



Connections: profile cable branch				
Article No.				
BW3568	 max. 16 A/20 A			
BW3381, BW3766	 max 8 A			

### Accessories:

- Sealing profile IP67 (IDC plug), 60 mm (article no. BW3282)
- ASi profile cable (black) for additional auxiliary power, wire section 1,5 mm<sup>2</sup> (art. no. BW1980, BW2757)
- ASi profile cable (black) for additional auxiliary power, wire section 2,5 mm<sup>2</sup> (art. no. BW3169)